


Finding the right accessories for your Janome sewing machine is important.


First you need to know what kind of machine you have. For the best results we always recommend using Genuine Janome Brand accessories.

Where do you insert your bobbin?



Horizontal Rotary Hook Bobbin

OR




Front Loading Vertical Oscillating Hook

What is the maximum stitch width?


Many machines list the max stitch width, or it can be found on the Janome website, if you're still not sure try this simple trick. Set your machine at the maximum stitch width and run a zig zag stitch. When completed, either measure the width or place 1 of these 3 objects over the stitch as a reference to determine the width.

9mm




OR

7mm



OR

5mm



Shank height

Shank height is only needed if you require a presser foot that attaches directly to the needle bar.

*All machines equipped with AcuFeed are high shank with the exception of the SKS5, MC9850, MC6650



Low Shank

OR



High Shank